

THESPYS 2024-2025

South Carolina Thespians
Dakota Demato, Director of Thespys





THESPYS

This educational program celebrates the work of theatre students, giving them the opportunity to receive constructive feedback on prepared theatrical material, technical design, plays, and short films, and recognizing their achievements on local, regional, and international stages.

THESPY CATEGORIES

The New Guide has been published on the Thespy Website.

PERFORMANCE

- Acting
 - Solo
 - Duet
 - Group
- Musical Theatre Dance
 - Solo
 - Duet
 - Group
- Musical Theatre Performance
 - Solo
 - Duet
 - Group

TECHNICAL

- Costume Construction
- Costume Design
- Lighting Design
- Makeup Design
- Playwriting
- Scenic Design
- Short Film
 - Animated
 - Documentary
 - Live-Action
- Sound Design
- Stage Management
- Theatre Marketing

HOW MANY THESPYS CAN I SUBMIT?

SHORT ANSWER: 2 PER STUDENT



- **LONG ANSWER:**

- If you are submitting a Playwriting Thespy, you ARE PERMITTED to submit TWO ADDITIONAL THESPYS (Totaling Three Thespys)
 - Note: If you submit a play for the Playwriting Thespy, this will ALSO be considered for the Palmetto Dramatic Association (PDA) Original One Act Competition

- **PLEASE NOTE:**

- A student CANNOT submit a two different events in the same Thespy category.

THESPY UPDATES

AS OF 9.4.24, THE FOLLOWING TITLES ARE OFF THE RED LIGHT LIST AND THEREFORE ACCEPTABLE FOR THESPY ADJUDICATIONS:

- *Six: Teen Edition*
 - NOTE: Only the teen edition, the regular version is still very much on the Red Light List
- *Childhood* by Thornton Wilder
- *Infancy* by Thornton Wilder
- *Pullman Car Hiawatha* by Thornton Wilder
- *Theophilus North* by Thornton Wilder and Matthew Burnet

THE USE OF ARTIFICIAL INTELLIGENCE (AI)

- In Thespy adjudications, AI may be used as a collaborative or starting tool as long as the processes and tools are clearly declared in the presentation of the work. AI-generated images, video, and audio must avoid the use of copyrighted material.
- The final creative products and the processes by which the participants arrived at those products should be completed by the participants themselves, with all choices justified if questioned by the adjudicators in the Q&A portion of the presentation.
- As AI continues to evolve and become a regular part of creative processes, it is recommended that educational programs put in place policies and procedures as needed to ensure the responsible, ethical, and transparent use of AI generative tools.
- Educators, coaches, advisors, and directors should work to balance the opportunities of generative AI with the need for preservation of the student's original voice. While further exploration of AI's role in the performing arts can offer exciting new possibilities, it is essential for all involved to remain mindful of the boundaries and responsibilities that come with this powerful technology.

THESPY APPROVED MATERIAL

CHECK EVERY PIECE

Teachers MUST check every piece.

RIGHTS & LICENSING

Use the [Thepsy Rights and Licensing page](#) to check EVERY piece a student is performing. Students will not be allowed to perform pieces that are not on the approved list.

THESPY RIGHTS & LICENSING

- Since adjudication involve performances of copyrighted works, you'll need to select materials that the authors or their legal representatives have approved for use in the Thespy program.
- Please read these instructions carefully – not all materials from the organizations below are approved for use.
- Only the organizations and procedures listed below constitute approval for publicly licensed plays and musicals to be used for Thespy adjudication.
- If a play or musical is currently without licensing representation and its author or rights holder does not appear on the list below, it is not eligible for use in Thespy adjudications (e.g., *Wicked*, *Hamilton*, etc.).

YOU SELECTED A THESPY PIECE... NOW WHAT?

1

Identify the company who holds the performance rights to the piece.

- Most of the time, Googling the show's title and "licensing" will point you in the right direction to get started.
- Titles must be available for performance in the United States.

2

Find the name of the company on the list of licensing agencies below.

- Click the company or author's listing and read the instructions that appear in the drop-down underneath.
- In some instances, this will be your final step, as many companies approve all titles for use.
 - However, if the instructions ask you to consult the [Red Light](#) or [Green Light](#) Lists, continue on to Step #3.
 - All participants must comply with the Red and Green Light List restrictions.

3

Consult the Red Light/Green Light Lists if instructed to do so.

- In some cases, not all titles from an agency will be approved, and those titles that are not approved will appear on the [Red Light List](#).
- Conversely, sometimes the list of approved titles from an author/agency is short, so only certain titles are approved while all others are not. These titles will appear on the [Green Light List](#).



OPEN WATER

All students who are submitting a Thesis must register their submission on OpenWater by **February 6.**

OPEN WATER – STEP ONE

Check student's piece(s) on the Rights & Licensing List and Upload Short Films to YouTube

- Before beginning the registration process, DOUBLE CHECK that your student's piece is allowed by EdTA.
 - If a student registers a piece that is not allowed, they will forfeit their opportunity to perform.
 - Students will not be allowed to change the piece or change categories once the selection is registered in OpenWater.
- Navigate to the rights and [licensing_page](#). Find the publishing company that holds the piece, and check their rules. Follow their directions to check for permission.

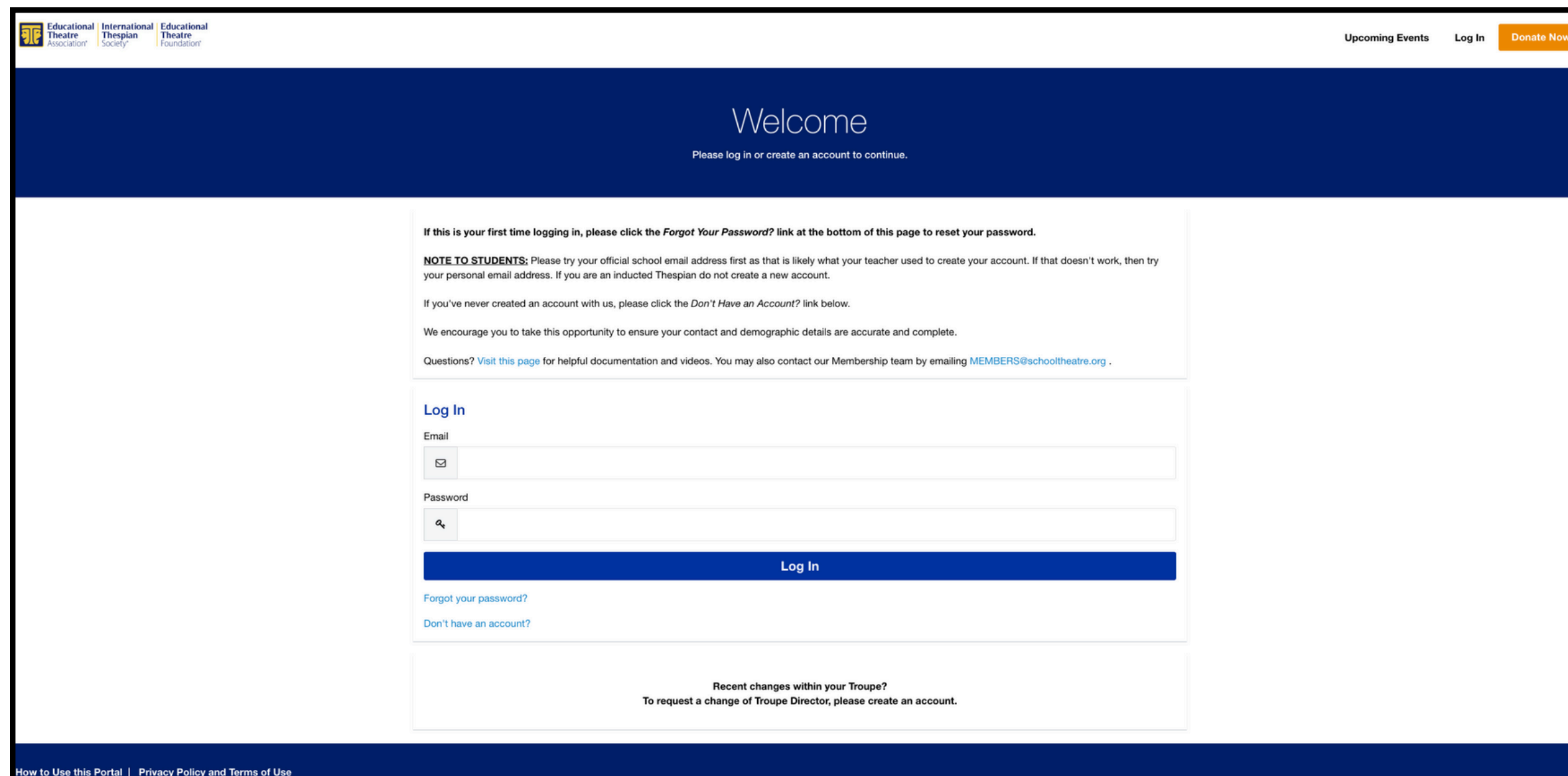
SHORT FILM THESPY

- Short Films are due with registration on Feb 6. OpenWater will ask for a link to the YouTube video with your Short Film:
 - "Share the YouTube link for your film here. Mark your video's YouTube privacy settings as either Public or Unlisted so the URL can be shared with judges (do not select Private or the judges will be unable to view your film)."
- You should have this link ready before starting registration for this Thespy.

OPEN WATER - STEP TWO

Once you have confirmed that the piece is allowed, register yourself on the EDTA Website:

Navigate to [this link](#).



The screenshot shows the EDTA website's login page. At the top left, there are logos for the Educational Theatre Association, International Thespian Society, and Educational Theatre Foundation. On the top right, there are links for 'Upcoming Events', 'Log In', and a 'Donate Now' button. The main heading is 'Welcome' with a subtext 'Please log in or create an account to continue.' Below this, there is a section with instructions: 'If this is your first time logging in, please click the [Forgot Your Password?](#) link at the bottom of this page to reset your password.' It also includes a 'NOTE TO STUDENTS' and a link for 'Don't Have an Account?'. A 'Log In' section contains input fields for 'Email' and 'Password', a 'Log In' button, and links for 'Forgot your password?' and 'Don't have an account?'. At the bottom, there is a section for 'Recent changes within your Troupe?' with a note to create an account for changes.

How to Use this Portal | Privacy Policy and Terms of Use

OPEN WATER - STEP THREE

- If you already have an EdTA Account, Log Into **YOUR** EdTA account and skip to STEP FIVE.
- If you do not have an account, click “Don’t have an account?”
 - Fill in YOUR Information (note that not all information is required - feel free to skip any info without an * beside it)

Create My Account
Please provide some information to create your account.

You must complete fields ending with *.

We are holding ourselves accountable to build a more diverse organization. Please help us by sharing your personal demographic information.

My Contact Information

First Name *
Last Name *
Gender * --None--
Gender Pronoun * --None--
Ethnicity * Select Some Options
Billing Country Code * --None--
Billing Street *
Billing City *
Billing State/Province Code * --None--
Billing Zip/Postal Code *

Security & Login

Email *
Retype Email *
Password *
Your password must be at least 8 characters long, have a mix of letters and numbers, and cannot contain your username.
Password Strength:
Retype New Password *

I'm not a robot

reCAPTCHA
Privacy - Terms

Create Account

OPEN WATER - STEP FOUR

Once you have logged in or completed your registration, you will be taken to their “Personal Snapshot” page.


Personal Snapshot
View your latest notifications and snapshots of your profile.

IMPORTANT ANNOUNCEMENTS

Due to increasing costs, a shipping and handling fee has been implemented based on the number of students inducted at one time. Troupe directors are encouraged to induct as many students as possible at one time to save on shipping & handling fees. Please note that if you place separate orders, each order will incur separate shipping and handling fees.

SHIPPING AND HANDLING FEES: 1 to 10 inductees: \$10 11 or more inductees: \$15 International troupes should add \$30 to the above SAH.

REMINDER The annual troupe dues are due by October 15, 2024

 **Ms. Dakota Demato**
Theatre Teacher
608396

Personal
Summary of your personal contact information.

Full Name

Title

EdTA ID

Daytime Phone

Evening Phone Individual

Mobile

Email

Casual Name

Gender

Gender Pronoun

Ethnicity

Mailing Street

Mailing City

Mailing State/Province

Mailing Zip/Postal Code

Mailing Country

Account Preferred Address

Credit Balance

Assigned Chapter

Membership
Summary of your current membership.

Member

Member Type

Join On

Member Thru

Organizations
Summary of your current company affiliations.

Primary Affiliation

South Pointe High School
803.980.2100
http://sph_rock-hill.k12.sc.us/


[My Affiliations](#)

OPEN WATER - STEP FIVE

Now, Register your students' Thespy(s) in OpenWater:

Once you are logged in, navigate to [this page](#).

It will look like this (and should already have your name and email address input):



The screenshot displays the Educational Theatre Association website. At the top center is the logo, which consists of a stylized yellow and blue face icon next to the text "Educational Theatre Association™". Below the logo, it reads "home of the International Thespian Society and the Educational Theatre Foundation". A navigation bar below the logo contains the following links: HOME, MY ACCOUNT, AWARDS, GRANTS, SCHOLARSHIPS, ITO, ADJUDICATION, and CHAPTER EVENTS. On the left side, there is a user profile section that says "Welcome Erin Gill" and includes links for "Home" and "My Applications". In the center, there is a breadcrumb trail: "Home / My Applications / 60126 - New Application". Below this, the main heading reads "2023-24 Chapter In-Person Thespys". On the right side, there is a button labeled "Manage Collaborators".

OPEN WATER - STEP SIX

Complete the rest of the page with the first student's Thespy information.

Application Information

Troupe Number (if applicable)

Category *

Title of Piece *



Student High School Graduation Year

OPEN WATER - STEP SEVEN

- Under “Add Participants”, add the student name(s) who is participating in the event. Click “add another participant” to add multiple students to duet/group events.
 - Please note that in the delegate registration, you only need to register each thesphy, not each student individually.
 - For example, if I am registering for a Duet Musical, I will list
 - Lin Manuel-Miranda
 - (ADD ANOTHER PARTICIPANT)
 - Sutton Foster
 - I do not have to do it twice because there are 2 students.

Participant Information *

Please add all participating students to the table below.

Participants	Action
 Name: Lin Manual Miranda	Edit Remove
 Name: Sutton Foster	Edit Remove

[Add another Participant](#)

OPEN WATER - STEP EIGHT & NINE

- Step Eight - When you are finished, click “Save and Finalize”.
- Step Nine - You will then be brought to this page to confirm your submission.

Thank you


We have received your information successfully.

Click [here](#) to submit more Thespy Applications

[See My Submissions](#)

OPEN WATER - STEP TEN

- If you have more thespys to register, click the link “here” to register them. You will be brought to this page.
 - Click “Click here to begin a new Submission” to register more Thespys. Return to STEP FIVE for more instructions
 - Click “Click here to review your past Submissions” to review already registered Thespys or those “in progress”



home of the **International Thespian Society**
and the **Educational Theatre Foundation**

AWARDS GRANTS SCHOLARSHIPS ITO ADJUDICATION CHAPTER EVENTS

Note: You have already started an Application that is not yet complete.

[Click here to review your past Submission\(s\)](#)

[Click here to begin a new Submission](#)

PLEASE REMEMBER

- Once a title has been submitted via delegate registration, it is locked.
- Should the piece be found to be ineligible for competition, that student will not be allowed to perform that piece or submit a new title.
- Refunds will not be granted.

SC THESPIANS

THESPY GUIDELINES AT FESTIVAL

- Thespy sessions are closed. Only the performers (scheduled in that session), chaperones, teachers, and parents are allowed to watch. Unless a student is double-entered, or part of All-State, they are required to stay for the entire session.
 - If a student is the only entry from their school in a Musical Theatre or Dance Thespy session, they may have another student join the session in order to play their music.
- Thespys may NOT be filmed or photographed. Anyone doing this will be removed from the session.
- SC Thespians is NOT providing Bluetooth speakers for Musical events.
 - Schools may share Bluetooth speakers within each room; however, please plan to provide your own.
- If using a phone or computer for your song, download the music to the device as there will not may not be any internet access or good cell service.
 - Be sure to set your device to airplane mode to avoid notifications interrupting your performance.
 - Although students must use their own devices in the Musical events, they should NOT be on their devices while others are performing. Any time a contestant is standing before the room, they are considered in “performance mode” and all other devices should be put away.
- You may use another student/teacher/chaperone from your school to run your music if you prefer.
- There is no guarantee that projectors and screens will be available in any Tech Thespy room. Contestants should bring their own laptop to share any pictures, presentations, or electronic samples directly with the judges.
- It is crucial in Slating that the playwright/composer/lyricist is given credit.

IMPORTANT DEADLINES

**DEC
5th**

Entries in the Thespys Playwriting category will be submitted at the same time as the PDA Original One-Act Competition. Deadline is Thursday, Dec. 5.

**JAN
17th**

The Online Form for DELEGATE REGISTRATION will be available on December 11, 2024 and will be open through Friday, January 17, 2025. (This is when you will enter the Thespy categories your students will be participating in.)

**FEB
6th**

Short Film entries, as a YouTube link, must be uploaded into OpenWater to be considered for Thespy Awards. Deadline is February 6.

Each student participating in Thespy events must be registered in OpenWater. Deadline to register all Thespys is Thursday, Feb. 6. (This is when you will enter the exact material you are submitting, ie. title of song, title of play, etc.)

CONTACT

South Carolina Thespians

Dakota Demato, Director of Thespys



954-464-3790



ddemato@rhmail.org



www.pdascits.org/hs-thespys



THANK YOU